

# FASLINK® X

## GM KEY FOB REMOTE PROGRAMMER

### **Do-It-Yourself :**

- *for GM FOB Remote key programming, for the same car, all key fobs can be programmed at the same time.*

### **This key programmer is compatible with these kinds of remote keys:**

- *15913415, 20869053, 20869963, 20952477, 22756459, 22936101, 22951509.*

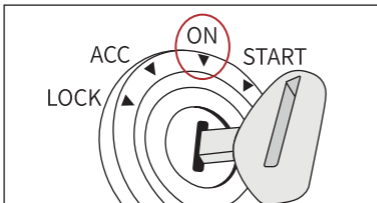
### **Supported Models:**

- *Fits 2008-2013 Cadillac Escalade*
- *Fits 2009-2016 Chevrolet Traverse*
- *Fits 2011-2014 Chevrolet Suburban*
- *Fits 2011-2014 Chevrolet Tahoe*
- *Fits 2011 Chevrolet Avalanche*
- *Fits 2008 Chevrolet Cobalt*
- *Fits 2007-2016 GMC Acadia*
- *Fits 2011-2014 GMC Yukon*
- *Fits 2007-2010 Saturn Outlook*
- *Fits 2008-2017 Buick Enclave*

## How to use:

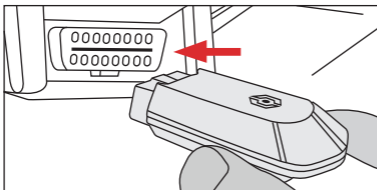
### STEP 1:

Insert key and turn to ignition to “ON” position (Do not crank: Key On, Engine Off)



### STEP 2:

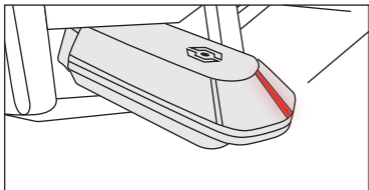
Plug FasLink X Fob Key Programmer into vehicle's OBDII Port.



OBD port is usually in driver's footwell.

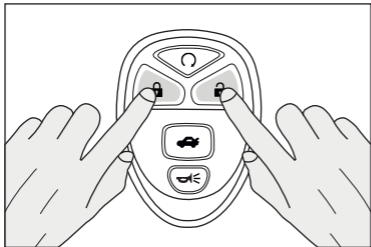
### STEP 3:

Wait for Buzzer sound or Red LED light on Programmer.



### STEP 4:

Press and hold Key Fob lock and unlock buttons simultaneously until a Buzzer sounds or door locks cycle



**STEP 5:**

*To program additional remotes, repeat step 4.*

**STEP 6:**

*Remove programmer from OBDII port after done.*

*Note: No token limited for the device, but how many remote key can be programmed depends on your car available tokens.*

---

🗨️ *Share your experience by leaving a review.*



📄 *Scan QR code for tech support.*

✉️ *jessie@obdresource.com*